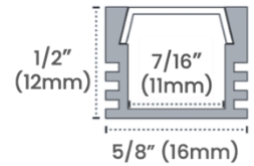


Fixed Color Extrusion + Lens + End Cap

Use this fixed color extrusion and lens for a slim and sleek appearance on recessed and surface mount applications. It uses a specialized design that is deep enough to reduce tape light dotting for a clean appearance.

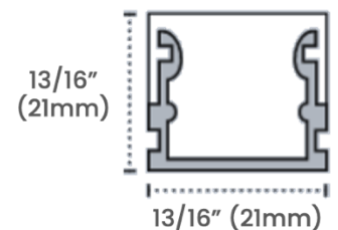


SKU	Product Name
C4-LEEL5-F-3F	Fixed Color Extrusion and Lens (5-pack) - 3.2FT (1M)

External Dimensions (H x W)		Internal Channel Dimensions (W)		Fits LED Tape Sizes
29/32" (23mm) by 25/32" (20mm)		19/32" (15.2mm)		10mm
LED TAPE INSTALLATION			CONNECTOR INSTALLATION	
Install LED Tape on	LED Dotting	Second Row	Connector Fits	HD Connector Fits
Floor	Reduced	No	Yes	No
MOUNTING OPTIONS				ACCESSORIES
Surface	Recessed	In-Wall	Outdoor	End Cap SKU <small>(sold separately)</small>
Yes	Yes	No	No	C4-LEE-F-END

Universal Extrusion + Lens + End Cap

The depth of the channel in this extrusion diffuses light from all indoor LED tape SKUs with zero LED spotting. For greater illumination, install a second run of LED tape: one on each wall, or side-by-side on the floor.

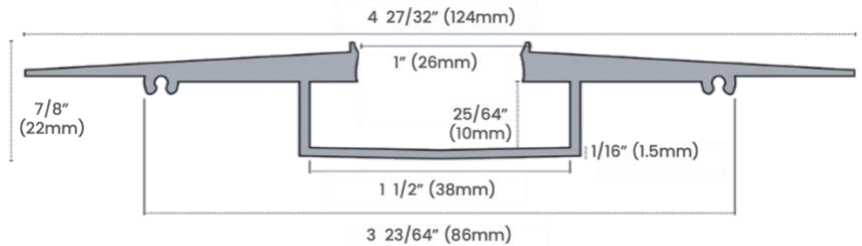


SKU	Product Name
C4-LEEL5-U-3F	Universal Extrusion and Lens (5-pack) - 3.2FT (1M)

External Dimensions (H x W)		Internal Channel Dimensions (W)		Fits LED Tape Sizes
13/16" (21mm) by 13/16" (21mm)		19/32" (15mm)		All: 10mm and 12mm
LED TAPE INSTALLATION			CONNECTOR INSTALLATION	
Install LED Tape on	LED Dotting	Second Row	Connector Fits	HD Connector Fits
Side Walls Floor	Zero	Yes	Yes	Yes
MOUNTING OPTIONS				ACCESSORIES
Surface	Recessed	In-Wall	Outdoor	End Cap SKU <small>(sold separately)</small>
Yes	No	No	No	C4-LEE-U-END

Fixed Color In-Wall Extrusion + Lens + End Cap

This extrusion is perfect for mud-in scenarios and in-wall accent lighting. Its large flanges help minimize visible seams.



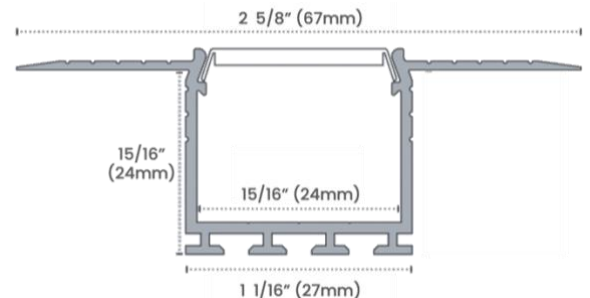
SKU	Product Name
C4-LEEL3-IW-F-6F	Fixed Color In-Wall Extrusion and Lens (3-pack) - 6.58FT (2M)

External Dimensions (H x W)	Internal Channel Dimensions (W)	Fits LED Tape Sizes
7/8" (22mm) by 4 27/32" (124mm)	25/64" (10mm) H, 1 1/2" (38mm) W	10mm

LED TAPE INSTALLATION			CONNECTOR INSTALLATION	
Install LED Tape on	LED Dotting	Second Row	Connector Fits	HD Connector Fits
Side Walls Floor	Zero	Yes	Yes	Yes
MOUNTING OPTIONS				ACCESSORIES
Surface	Recessed	In-Wall	Outdoor	End Cap SKU (sold separately)
No	No	Yes	No	C4-LEE-IW-F-END *This SKU is only available in the US

Universal In-Wall Extrusion + Lens + End Cap

Install this extrusion for new construction applications to deliver a modern and clean look that blends a stunning line of light seamlessly into the wall or substrate.



SKU	Product Name
C4-LEEL3-IW-U-6F*	Universal In-Wall Extrusion and Lens (3-pack) - 6.58FT (2M)

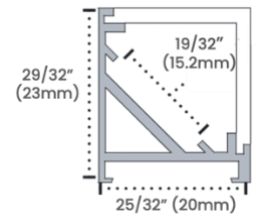
*****This SKU is only available in the United States. This SKU is not available to any other market outside of the United States.*****

External Dimensions (H x W)	Internal Channel Dimensions (W)	Fits LED Tape Sizes
2 5/8" (67mm) by 15/16" (24mm)	15/16" (24mm)	All: 10mm and 12mm

LED TAPE INSTALLATION			CONNECTOR INSTALLATION	
Install LED Tape on	LED Dotting	Second Row	Connector Fits	HD Connector Fits
Side Walls Floor	Zero	Yes	Yes	Yes
MOUNTING OPTIONS				ACCESSORIES
Surface	Recessed	In-Wall	Outdoor	End Cap SKU (sold separately)
No	No	Yes	No	C4-LEE-IW-U-END* *This SKU is only available in the US

Universal Square 45° Extrusion + Lens + End Cap

Use this extrusion and lens to create directional fixtures, to light or highlight areas that are directly visible, or to provide task and accent lighting. It also works for under-cabinet lighting and surface mount applications.



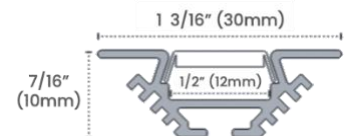
SKU	Product Name
C4-LEEL5-SQ-U-3F	Universal Square 45 Degree Extrusion and Lens (5-pack) 3.2FT (1M)

External Dimensions (H x W)	Internal Channel Dimensions (W)	Fits LED Tape Sizes
29/32" (23mm) by 25/32" (20mm)	19/32" (15.2mm)	All: 10mm and 12mm

LED TAPE INSTALLATION			CONNECTOR INSTALLATION	
Install LED Tape on	LED Dotting	Second Row	Connector Fits	HD Connector Fits
Floor	Reduced	Yes	Yes	No
MOUNTING OPTIONS				ACCESSORIES
Surface	Recessed	In-Wall	Outdoor	End Cap SKU <small>(sold separately)</small>
Yes	Yes	No	No	C4-LEE-SQ-U-END

Universal 45° Extrusion + Lens + End Cap

Install this extrusion in the corners to add lighting to cabinets and shelves, under the lip of the stairs, in window frames and other pass-through applications. With its angled design and clean finished edge, this solution adds a modern touch to any linear lighting application.



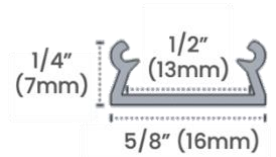
SKU	Product Name
C4-LEEL5-45-U-3F	Universal 45 Degree Extrusion and Lens (5-pack) 3.2FT (1M)

External Dimensions (H x W)	Internal Channel Dimensions (W)	Fits LED Tape Sizes
7/16" (10mm) by 1 3/16" (30mm)	1/2" (12mm)	All: 10mm and 12mm

LED TAPE INSTALLATION			CONNECTOR INSTALLATION	
Install LED Tape on	LED Dotting	Second Row	Connector Fits	HD Connector Fits
Floor	Some	No	Yes	No
MOUNTING OPTIONS				ACCESSORIES
Surface	Recessed	In-Wall	Outdoor	End Cap SKU <small>(sold separately)</small>
Yes	Yes	No	No	C4-LEE-45-U-END

Universal Economy Extrusion + Lens + End Cap

Use the Universal Economy Extrusion and Lens in surface mount applications that provide indirect lighting, or when additional protection is needed but there is minimal clearance available. It provides heat dissipation with some light diffusion for a great economical option.



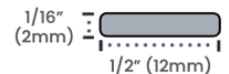
SKU	Product Name
C4-LEEL5-UE-3F	Universal Economy Extrusion and Lens (5-pack) - 3.2FT (1M)

External Dimensions (H x W)	Internal Channel Dimensions (W)	Fits LED Tape Sizes
1/4" (7mm) by 5/8" (16mm)	1/2" (13mm)	All: 10mm and 12mm

LED TAPE INSTALLATION			CONNECTOR INSTALLATION	
Install LED Tape on	LED Dotting	Second Row	Connector Fits	HD Connector Fits
Floor	Likely	No	Yes	No
MOUNTING OPTIONS				ACCESSORIES
Surface	Recessed	In-Wall	Outdoor	End Cap SKU <small>(sold separately)</small>
Yes	Yes	No	No	C4-LEE-UE-END

Universal Heat Sink Extrusion

Use this Heat Sink Extrusion for applications that provide indirect illumination where the LEDs cannot be viewed directly; this extrusion does not include a lens to soften or diffuse the light. This extrusion provides a clean, dedicated surface to adhere the LED tape, and heat dissipation to extend the life of the diodes.



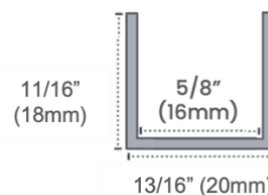
SKU	Product Name
C4-LEHS5-U-3F	Universal Heat Sink - (5-pack) - 3.2FT (1M)

External Dimensions (H x W)	Internal Channel Dimensions (W)	Fits LED Tape Sizes
1/2" (12mm)	NA	All: 10mm and 12mm

LED TAPE INSTALLATION			CONNECTOR INSTALLATION	
Install LED Tape on	LED Dotting	Second Row	Connector Fits	HD Connector Fits
Floor	Yes	No	Yes	Yes
MOUNTING OPTIONS				ACCESSORIES
Surface	Recessed	In-Wall	Outdoor	End Cap SKU <small>(sold separately)</small>
Yes	Yes	No	No	NA

Universal Outdoor Extrusion + Lens

The Universal Outdoor Extrusion is sized to fit the unique shape of the Outdoor Fixed Color and Outdoor RGBW tape light. This channel keeps the linear lighting in place, provides heat dissipation, and lengthens the life of the LED strip light.



SKU	Product Name
C4-LEE5-UO-3F	Universal Outdoor Extrusion - (5-pack) - 3.2FT (1M)

External Dimensions (H x W)	Internal Channel Dimensions (W)	Fits LED Tape Sizes
11/16" (18mm) by 13/16" (20mm)	5/8" (16mm)	Outdoor Fixed and RGBW

LED TAPE INSTALLATION			CONNECTOR INSTALLATION	
Install LED Tape on	LED Dotting	Second Row	Connector Fits	HD Connector Fits
Floor	Zero	No	NA	NA
MOUNTING OPTIONS				ACCESSORIES
Surface	Recessed	In-Wall	Outdoor	End Cap SKU <small>(sold separately)</small>
Yes	Yes	No	Yes	NA