

Smart Home

Life under control

DESIGNER EDITION

SOPHISTICATED LAKESHORE LIVING

This home blends elegance and smarts in the Hoosier state

A SMART HOME IN THE CLOUDS

An eclectic India penthouse boasts high-rise views and high-tech rooms

FROM TRENDY TO TIMELESS

Award-winning designer Toni Sabatino talks shop on top home styles

contents

SMART CARE FOR LOVED ONES 6
How technology empowers seniors.

GETTING CONNECTED WITH CARLEY 8
We shot the California breeze with this lifestyle tech expert and mother.

BUILDING REMODEL TO EMBRACE A BUSINESS MODEL 16
Caster's core is to practice what they preach.

SOPHISTICATED LAKESHORE LIVING 24
This home blends elegance and smarts in the Hoosier state.

THE FINISHING TOUCH 36
Sprinkle in tech for unrivaled luxury.

HEART OF THE HOME 38
How to make the kitchen the heart and soul of any home.

LIVING THE HIGH LIFE 40
An eclectic India penthouse boasts high-rise views and high-tech rooms.



24



54

50 **MAJOR HOME RENOVATIONS DOS AND DON'T'S**
Make the right moves in your remodel.

52 **FIVE HOTTEST TECHORATING TRENDS**
Make your new kitchen spec-tech-ular.

54 **BEAUTIFUL BEND IN THE RIVER**
A striking new angle to high-tech luxury design.

66 **EVOLUTION OF HOME TECHNOLOGY**
Take a look at the development of smart tech from the early 1900s through today.

68 **LIVED IN LUXURY**
Creating a space that reflects those who live in it.

76 **DEFINING DESIGN**
Toni Sabatino talks shop on top home styles.

40



CONTROL4 SMART HOME

editor's note

I have always been fascinated with technology and interior design, so when I had the opportunity to see these two worlds collide at the Kitchen and Bath Industry Show (KBIS) earlier this year, I was intoxicated with excitement.

It's really quite phenomenal to witness the many ways technology is converging into everyday design elements within the home and just how customized these products are becoming. Motorized cabinetry is allowing those with physical limitations to reach objects from above, kitchen countertop surfaces are featuring built-in mobile device charging capabilities, there are 3D printed faucets (the water appears to flow from thin air—seriously!), app-connected residential sous vide ovens to delight home cooks, mirrors that double as TVs, and TVs that double as beautiful artwork.

For this special designer edition of Smart Home Magazine, we connected with some heavy-hitters from both trades. Enjoy an insider look at the dwelling of a digital lifestyle tech expert who has been featured on HGTV and the Today Show, be schooled on esoteric décor terminology from an award-winning interior design extraordinaire, and experience some of the most fascinating residential creations spawned from the intermingling minds of technology wizards and elite architects.

After you scour these pages, you may just find yourself wanting to make some “techorating” updates in your own life!



Crystal Watts
editor@control4.com

EDITOR

Crystal Watts

DESIGN

Brett Lloyd, Live Matter

DESIGN

CONTRIBUTORS

Kevin Hole

TECHNICAL EDITORS

Mike Sawyer

Danielle Karr

CONTENT

CONTRIBUTORS

Hilary Thompson

Angus Ponsford

Suhayl Laher

Jarom Iacono

Toni Sabatino

Control4 Corporation


Corporate Offices
11734 S. Election Road
Draper, UT 84020
USA

NEW G | NOTEWORTHY

LIVE YOUR SMARTEST LIFE WITH CONTROL4 SMART HOME OS 3


**A SMART HOME THAT
EMPOWERS YOU LIKE
NEVER BEFORE.**

ENJOY FAST, AT-A-GLANCE
VIEWS OF THE MOST
IMPORTANT DEVICES
ACROSS YOUR HOME,
ROOM BY ROOM. WITH
A SIMPLE SWIPE, YOU
HAVE THE ABILITY TO
NAVIGATE THROUGH YOUR
MOST FREQUENTLY USED
SPACES. EASILY SEE
THE STATUS OF ANY
DEVICE AND TAKE
CONTROL QUICKLY, NO
MATTER HOW MANY
CONNECTED PRODUCTS
YOU HAVE AT HOME.



OS 3 MAKES YOUR SMART HOME EVEN MORE PERSONAL.

Personalize every room just the way you want, right down to the wallpaper for each space. Easily add your favorite rooms and remove the ones that are less commonly used. Hold-and-drag to favorite your frequently used devices, streaming services, and scenes in any room.



A REIMAGINED ENTERTAINMENT EXPERIENCE.

All-new Media Bar shows instant feedback of what's currently playing in a room. Adjust the volume, skip a track, or even see the audio quality of a tracking currently playing. With "Sessions," it's effortless to queue up a streaming station or start a movie wherever you are in the house.

THOUGHTFULLY DESIGNED TO PROVIDE YOU WITH THE BEST EXPERIENCE, FROM ANY INTERFACE YOU USE.

Whether you're using a mobile device, tablet, touch screen, or handheld remote, usability is natural, icons are larger and more intuitive, and the response time is faster than ever for immediate control of anything in your smart home.

GIVE YOUR HOME THE SMART IT DESERVES.

Get OS 3 through your independent Control4 Smart Home Professional today or visit Control4.com to find a pro near you.

Smart technology devices better connect seniors with their home and the outside world.



SMART CARE FOR LOVED ONES

INTELLIGENT DEVICES ARE MORE THAN FANCY GADGETS; FOR THE ELDERLY, THEY ALSO OFFER THE PROMISE OF FREEDOM.



Advances in home automation products are making it easier to feel safer in our homes, automate routine tasks, and help us gain insight into our behavior. Security devices—like sensed door locks and streaming cameras—mean that the young at heart can stay in their own homes longer. Meanwhile, environmental sensors, like carbon monoxide detectors and automated stoves, can alert caretakers to potential hazards—even from afar.

WEB-CONNECTED MONITORING DEVICES AND SECURITY SYSTEMS

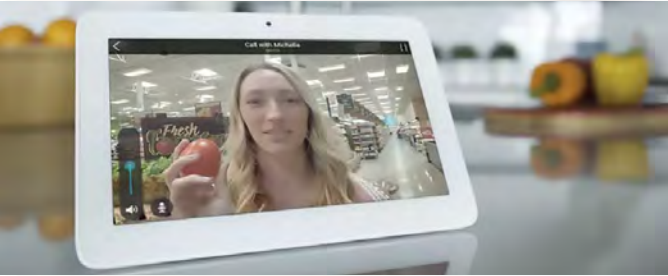
A number of WiFi-integrated monitoring services exist, designed specifically with the elderly in mind. Many of these offer complete readouts of your loved one's activities—and may even include health insights, messaging services, and access to email so that you can touch base at virtually any time. With a home automation system, you can even integrate cameras or motion sensors so that caretakers or family members are quickly alerted if a door is left open, a window is accessed, or if there is movement in specific areas of the home.

VOICE-CONTROLLED LIGHTING

Falls can come with drastic consequences—according to the American Academy of Family Physicians, more than 90 percent of hip fractures occur as the result of falls. It's impossible to completely remove the risk of falling, but care professionals agree that precautionary measures—including proper lighting—can enormously reduce the environmental factors that cause falls.

Unfortunately, lights that are difficult to operate or located far away from room entrances present just as many hazards as they prevent, and natural changes in your elderly loved one's eyesight can make the problem worse. According to the American Foundation for the Blind, seniors require three to four times brighter light to perform sight-intensive tasks like reading, sewing, and

WiFi-integrated monitoring services exist, designed specifically with the elderly in mind.



writing. Additionally, they may need more time to adjust from darkness to bright light and vice versa.

Smart lighting systems from manufacturers like Control4 can utilize the pre-existing wiring from traditional switches and dimmers and replace them with smart lighting controls, allowing for lights to be grouped together or “scenes” to be created according to the homeowner’s needs. And when integrated with a voice-controlled device like Amazon’s Alexa, they can easily ask for a room to be lit so they aren’t fumbling around trying to find switches in the dark, further increasing the chance of injury.

USING “IF THIS, THEN THAT” (IFTTT) PROGRAMMING

Smart-home installers can tie multiple devices onto one home automation system and program specific triggers to happen at certain times of the day, or if/when an event occurs.

For example, you could set the home to notify you if your loved one leaves a door unlocked between the hours of 11:00 p.m. and 5:00 a.m. You can have their heating and cooling system automatically respond to the weather conditions outside or ramp up the temperature or drop it down based on sunrise or sunset. Security lighting can also activate when the sun sets or at specific times of the evening, so they don’t have to worry about remembering to turn it on every night. If your loved one has hearing problems, you can program the lights to blink when someone rings the doorbell and a video intercom can show them who is at the door so they don’t risk answering the door for a stranger.

Future innovation in home automation could include more complex environmental sensors and functional surfaces, such as a chair that helps lift elderly residents out of a seated position. It’s certainly looking like the future holds some promising developments, but in the meantime, there is a great opportunity to make your loved one’s life easier, safer, and more connected now. ■





GETTING CONNECTED WITH
CARLEY

SHOOTING THE CALIFORNIA
BREEZE WITH THE LIFESTYLE TECH
EXPERT AND MOTHER OF TWO.

SMART HOME PROFESSIONAL:
Malibu Wired

PROJECT LOCATION:
Los Angeles, California

Crystal Watts

Crystal Watts has appeared on HGTV, CNN, the Today Show, and in Good Housekeeping, RedBook, and more. She and her husband have two children, Annie and Spencer, and a big, wooly pup named Marty. When she's not covering food, fashion, travel, and technology, she's making instrumental memories with her family (they are all musical virtuosos).

THANKS FOR WELCOMING ME INTO YOUR LOVELY HOME. I LOVE THE VIBE IN HERE. WHAT WAS THE INSPIRATION?

Well, California is definitely an indoor/outdoor lifestyle, so it was important that the house feel relaxed, welcoming, and comfortable. I like to call it "California casual."





IT DEFINITELY FEELS BRIGHT AND INVITING. DID YOU DESIGN IT YOURSELF OR WORK WITH A DESIGNER?

I really love design and home décor. I worked very closely with a designer, partly because I love the process, but also because I didn't want to feel like someone else was designing my family's space. But sometimes when you're making big purchases, you want an expert there to make sure you measured right and didn't make any mistakes!

WHY WAS IT IMPORTANT FOR YOU TO MAKE YOUR HOME INTELLIGENT?

I have always been a big proponent of smart home, but really wanted to approach it less from the "high tech" angle and more from the "how will these products make a difference in my family's life?" angle. I was always frustrated about not being able to let people in if I wasn't home, like a dog walker, or a friend dropping something off. Having a smart lock and video doorbell at my front door really solved a huge problem for me. And I always tell people, "Solve problems with technology—that's going to be the tech that you're most likely to invest the time and money in, keep updated, and be excited about." Most importantly, I feel that we've accomplished a lot of lifestyle upgrades without taking anything away from the relaxed vibe that we created with the design.

WHAT DOES "SMART HOME" MEAN TO YOU?

Smart home is terminology that is evolving. People used to think that it was just about being able to remotely control parts of your house from a device, or a tricked-out home theater, but people are starting to understand now that it's "cool" only to a point. What you really want is a home that rises up to meet and support you no matter what you're doing. Convenience, safety, simplicity, or just for fun... these are the types of features people are really looking for when they're making home technology purchases.

WHAT ARE THE SPECIFIC TYPES OF PRODUCTS YOU SUGGEST TO HOMEOWNERS?

The smart home stuff that I'm constantly sharing with people that I feel are the "gateway" into a bigger system are thermostats and keyless locks. Giving people the ability to have remote access to their house so they can let people in when they're not home—a relative visiting from out of town, a housekeeper, or even kids so they don't have to carry a key. And the thermostat, to be able to control how much energy you're using or warm up the house when you land at the airport so it's a perfect temperature when you get home. I think all of those things are exciting to people and a way to crack open the door to a robust system.



“WHEN YOU PUT
CONTROL4 ON TOP OF
EVERYTHING, IT TRULY
INTEGRATES IT ALL.”



PHOTOGRAPHY: COURTESY OF ALEXIS ADAM PHOTOGRAPHY





SPEAKING OF A MORE ROBUST SYSTEM, WHY DID YOU DECIDE TO GO WITH CONTROL4?

Control4 really completes the picture. You can have a lot of isolated systems in the house that you can control remotely, and they can all add a level of convenience, fun, and safety to your life. But then, when you put Control4 on top of everything, it truly integrates it all. It's streamlined by having one app that controls their entire house and different systems can act in "concert"—the lights, music, televisions, thermostats, locks, cameras—all creating different scenes and provides a one-touch opportunity to do a lot of different things in their house, personalized to their individual family.

BEING THAT YOU'RE A SMART HOME EXPERT YOURSELF, WHY DID YOU DECIDE TO HIRE A SMART HOME PROFESSIONAL?

What many homeowners are finding is that installing and managing a bunch of smart home devices can be time consuming and complicated. And then you're left with products that don't really "talk" with each other. I found the smart home professional as important as my designer, because I really wanted everything to work seamlessly together. As with anything, a little planning and knowledge goes a long way, and there were lots of things I "didn't know that I didn't know." Our smart home professional, Malibu Wired, was able to program our system to really thread into our day-to-day lives, and gave me lots of different ideas about things that have become one-touch conveniences we didn't even know we needed. Now all of the devices around my house truly serve a purpose together to serve my family's needs, and my teenagers and husband are using the smart home features more than ever before.







I KNOW SECURITY WAS ONE OF THE BIGGEST SELLING POINTS FOR YOU. WHAT ARE THE IMPORTANT THINGS YOU’VE HAD INTEGRATED TO HELP PROVIDE PEACE OF MIND IN YOUR LIFE?

When you have kids, you definitely want to have eyes on the house at all times. Knowing that I can monitor whether the doors are locked, if the alarm is on, if the garage door is down, and the ability to peek in on things with some internal and external cameras lets me know everyone is safe and sound when I’m traveling. Oh, and the doorbell video camera is great because it will ring the inside touch screens and our phones. If it’s someone we know—like someone with a delivery or a service worker—I can remotely let them in from anywhere I am and lock the house back up as they leave.

WHAT IS ONE OF THE “FUN” FEATURES INCOPORATED INTO YOUR HOME?

In our kitchen—where we spend a lot of time—each member of the family has a button on the wall that cues up their personalized, curated Spotify playlist. At any point, myself, my husband, or either of the kids can turn on our own music to play through the kitchen and downstairs living spaces. That’s probably everyone’s favorite feature.

Another thing I really love is that my house will automatically go to sleep about a half an hour after sunset. The shades will lower, the lights will shift—some turning off, some turning on, and some dimming. It’s a nice visual cue that the day is over and it’s time to wind down.

ANYTHING ELSE YOU WANT OUR READERS TO TAKE AWAY FROM OUR TECH CHAT?

Look for the little solutions that will really delight you and embolden you to experiment further. Once you start, it’s so fun to keep going and add new things to your system. For anyone at any budget, there is a smart home solution for you that will make your life better and simpler at home. ■



SMART HOME PROFESSIONAL:
Robert Saglio Audio Video

PROJECT LOCATION:
Wakefield, Rhode Island

ARCHITECT & INTERIOR DESIGNER:
Laura D. Krekorian



caster

communications, inc

A PR AGENCY'S BUILDING REMODEL EMBRACES THEIR BUSINESS MODEL

Located in a quaint Rhode Island coastal town, the Caster Communications building embarked on a much-needed renovation to bring it into the twenty-first century and align the space with the core of its business.



Hilary Thompson

It's Time for a Change

Caster Communications, an award-winning tech public relations and social media firm specializing in smart home, audio/video, and IoT/IIoT markets, serves more than 20 global clients. The company had been growing steadily—practically doubling its team over the years—yet it still shared its crowded space with a tenant. Ironically, for this smart-tech-focused company, the space they were operating in was anything but technologically sophisticated. The building needed an overhaul, and after a difficult conversation with their tenant, Caster's owner—who had purchased the building in 2001—made plans to renovate the entire 4,200-square-foot building.

The Plan: Keeping It Smart, Local, and Beautiful

The interior of this office needed to be as smart as Caster's clients. President and founder, Kimberly Lancaster designed a new office that is at once technologically advanced and locally sourced. Automation and collaborative tech from Caster's clients sit side by side with Rhode Island's local artwork and furniture, fashioning a space that is as efficient as it is aesthetically pleasing. Along with local smart home professional, Robert Saglio Audio Video, the automation, lighting, AV, and collaborative technology project was managed by the company's lead technician, Jeff Mitchell.

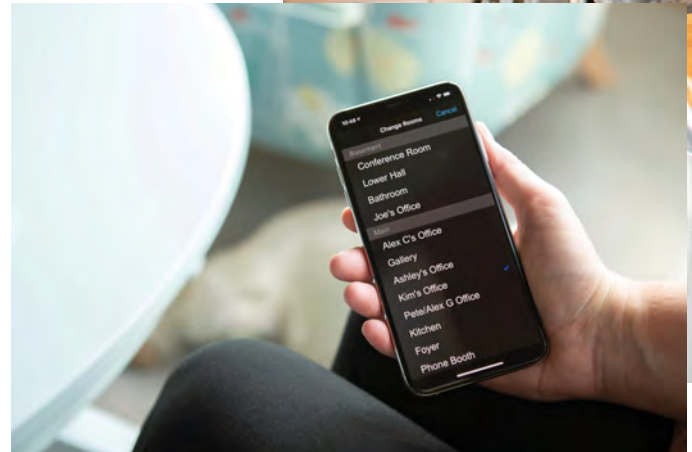
Bringing this plan to fruition would be the task of master architect Laura D. Krekorian. Her 20 years of experience with coastal design and architecture would shape the new office into the perfect space, worthy of Caster's name. She had a beautiful, old building to work with: Once a bookstore in the 1950s and an art gallery in the 1990s, its New England post-and-beam construction was married with Scandinavian contemporary finishes—all sitting in the heart of Wakefield, Rhode Island, right on Main Street.

Getting Smarter

Caster's longest-running client, home automation provider Control4, was tasked with making the PR firm's new office space a lot smarter. And boy, did they ever! The office would be equipped with smart technology throughout, from smart lighting to smart thermostats and voice control to music and video. Caster's new building would house a fully featured Control4 system that includes a Packedge network with three wireless access points and a private guest network.

Turning Up the Heat (and the Lights)

With smart lighting and temperature solutions from Control4, anyone with access could run the smart program first thing in the morning and even adjust the settings from their car after leaving the building at night. Control4 created custom lighting scenes such as "Kitchen" and "Welcome," which greet team members as they come in to the office, and "Good Night" provides a well-lit exit at the end of the day, dimming off gradually as to not annoy the residential neighbors. "Pilates" was created to simplify Caster's weekly in-house workout class on Wednesday afternoons: The one-touch scene dims recessed lighting, drops the thermostat temperature to keep the room cool during the class, and fires up the audio that the instructor can then stream her playlists through.



THE OFFICE IS EQUIPPED WITH SMART TECHNOLOGY THROUGHOUT, FROM SMART LIGHTING TO SMART THERMOSTATS AND VOICE CONTROL TO MUSIC AND VIDEO.



PHOTOGRAPHY: COURTESY OF ROBYN IVY PHOTOGRAPHY

An Audio-Video Masterpiece

Control4 is integrated throughout the Rhode Island office, including in its high-tech conference room, unified with video and collaboration technology to create the ideal meeting space that lets the Caster team display presentations and videoconference with its assembly of clients and remote employees—no matter where they may be in the world.

Multifunctional, Creative, and Adaptive Spaces

With moveable tables to accommodate different sizes of meetings, Caster's conference room is a true showcase of its clients' game-changing technology. The Caster office was designed to make every space functional—the conference room can easily fit 20 people—with other community areas including a second floor with dual huddle spaces for just face-to-face “no technology” time, individual offices, semi-private offices, and shared work spaces, along with a tiny phone booth.

The space fosters creative energy. The Caster team has a plethora of spots to write, research, soak up some sunlight, or sit at the agency's custom-made kitchen table designed by a local Rhode Island furniture maker, with wood harvested from one of Rhode Island's old mills. The table was fashioned using industrial pipes for the right length and height to accommodate Caster's entire workforce.

The office also uniquely has an en suite apartment—a hidden Murphy bed drops down from the second-floor center meeting space to convert into overnight accommodations for out-of-town guests, which have included employees, clients, and even media, and has come in really handy during Rhode Island's infamous snowstorms. With a full bathroom and heated floor, kitchenette, LG smart TV, Amazon Echo, and lighting control, the affectionately named “Caster apartment” is the best overnight stay in town.

A Labor of Love

The installation process was timed with the renovation, which spanned six months and included a full rewiring of electrical and CAT6 plus custom lighting and network design. It required all of the contractors—HVAC, electrician, Control4 Smart Home Professional, central vac installer, and the contractor—to be on the same page.

Work did not stop for the agency. They still had programs to drive and clients to support at CEDIA—a home technology show, and the firm's biggest work event of the year.

The Challenge: An Electrical Frankenstein

The biggest challenge with the building came from the existing electrical system, which included an outdated X10 lighting system that relied on time clocks to synchronize lighting and archaic transformers which handled the low voltage scattered throughout the building. The age of the building and its many reincarnations left an electrical and lighting system that was quite a monster.





THE OFFICE ALSO
UNIQUELY HAS AN EN
SUITE APARTMENT.





The Challenge: Not an Optical Illusion

The second biggest challenge was the inbound data lines, which was easily solved with new fiber optic runs from Verizon, making sure the enterprise-level network being installed could take advantage of the upload and download rates the agency needed.

The Challenge: Choreographing the Perfect Lighting

The third biggest challenge was typical in any new lighting installation: How do you create lighting scenes for such a large space, group of people, and hundreds of scenarios, and also keep it simple?

Lancaster designed the scenes in cooperation with Mitchell based on the flow and needs of the office space. Some lights required tweaking once the team moved into the space; for example, the “Good Night” scene was adjusted to increase the length of time the porch light was programmed to stay on when employees leave at the end of the day, leaving more time to get to cars with a slow dimming to not annoy the residential neighbors. The “Pilates” scene was added to make it easy for anyone in the office to prep the room for class.

A Home Away from Home for the Best of the Best

Lancaster hoped that this upgrade would help them from a human resources standpoint in addition to the office needs, as finding top talent in Rhode Island is challenging enough. Retaining top talent when your office space is out of date and unappealing had been difficult. The redesign

accomplished two things: It not only allowed Caster to consider a significantly wider talent pool, but it also provided remote employees plenty of options for face-to-face team collaboration. The renovation produced a gorgeous, enviable office space that gives everyone a place to call their own, work quietly, brainstorm loudly, interject easily, and simply enjoy their work day.

Thanks to Control4, when employees arrive each morning, they can activate the smart, customized lighting and temperature scenes throughout their day that fit the pace and needs of the office. The revamped Rhode Island building can now easily accommodate the PR firm’s workforce of more than a dozen (and growing) team members and seamlessly integrates communication with remote workers.

A Happy Ending and a Bright Future

Thanks to the patience of the entire Caster team (who worked in the space throughout the six-month remodel), its clients, (who endured construction noise that at times knocked pictures off the walls in the middle of conference calls), a master architect, a trusted technician, a great electrician, and a fantastic construction crew (that listened to the needs of the agency and building owner), the vision of this remodel came to fruition beautifully.

Caster’s structure and building technology has the firm poised for growth well into the next decade. The new building honors the agency’s Rhode Island character while it reflects their commitment to the global technology stories they tell. ■

YOUR HOME SIMPLIFIED



Life gets busy—but when your home technology is connected into one simple-to-use system, it helps take away some of those daily little stresses. A true smart home makes your life more convenient and your home safer, more comfortable, and easy to enjoy.

With Control4 Smart Home OS 3, every interaction is more meaningful.

CONTROL4.COM

Control4

©2019, Control4 Corporation. All rights reserved. Control4, and the Control4 logo are registered trademarks or trademarks of Control4 Corporation or its subsidiaries in the United States and/or other countries. All other names and brands may be claimed as the property of their respective owners. All specifications subject to change without notice.

SOPHISTICATED

LARESHORE LIVING





PROJECT INSTALLATION:
The Premier Group

PROJECT LOCATION:
Indianapolis, Indiana

ARCHITECTURAL DESIGNER:
Gary Nance

IF WE NEVER LOOK
BEYOND THE WORLD AS
IT IS, WE MAY MISS OUR
CHANCE TO CREATE A NEW
AND BETTER REALITY.

Crystal Watts

One Indiana couple had called the Hoosier state home for decades. Only recently, however, did their vision of a dream home finally come true. Boldly pursuing a new chapter of their lives with the assistance of home automation professionals from The Premier Group, the pair custom-built an exquisite 6,000-square-foot home located right in Indianapolis, Indiana.

THIS LUXURIOUS PROPERTY IS TRULY A WORK OF ART.

It contains unique furnishings, exotic decorations, and luxurious amenities, including a state-of-the-art smart home system and in-home golf simulator. This dream home started years ago one quiet evening on Geist Reservoir. While enjoying the state's natural beauty, the couple was returning to their private dock after an evening on the water when they suddenly noticed the special property—just two doors away from the house they'd occupied together for years. This property's unique and spectacular views captured their imagination, and they both felt it was the perfect location for their long-dreamed-of retirement lake home.


As fate would have it, the property went into foreclosure soon after, and the couple knew they needed to quickly seize their opportunity to create a truly modern masterpiece on the water. When they purchased the foreclosed home, they tore it down to make room for their shared transformational vision. They both dreamt of a home that would offer a sharp departure—both aesthetically and functionally—from the comparatively traditional residence they had shared for so many years. They determined they'd step into this new chapter of their lives and start from scratch, updating even their furniture, kitchenware, bedding, bath décor, and beyond.

PHOTOGRAPHY: COURTESY OF GARRY CHILLUFFO PHOTOGRAPHY







A modern living room with a large window, a leather chair, and a coffee table. The room features a wooden ceiling, a large window with a view of a lake, and a leather chair with a matching ottoman. A coffee table is in the foreground, and a dining table is visible through the window. The text is overlaid on the right side of the image.

WITH HOME AUTOMATION, IT'S CRITICAL FOR SYSTEMS TO BE BUILT SO THAT THEY ARE RELATIVELY SELF-CONTAINED.

To create the perfect space to share their retirement years, with total electronic and visual luxury, they quickly realized that they were going to need professional assistance. The couple brought together a team of experts to bring their vision to life—from architectural and interior designers to The Premier Group's team of home automation experts—and tasked them with the goal of producing a modern living environment complete with a seamless, whole-home automation experience.

Lead architectural designer Gary Nance designed this modern home, and the construction was overseen by Dan Elliott. Interior designer Brandy Ketterer worked alongside one of the homeowners to research and obtain finishes that would add a flourish of creativity to the space. They went to great lengths to ensure that each object in the home was simply perfect; searching across the United States and abroad for unique lighting, distinguished countertops, and special wall coverings. Once floor plans were solidified by the team, the next step was to flesh out home automation and the lighting design.

With home automation, it's critical for systems to be built so that they are relatively self-contained, so bringing home automation into the planning stages of a house is crucial for whole-home integration. A Control4 Smart Home system was quickly identified as the best setup for this home, given its simplicity and security. With a myriad of interface devices that make sense for the type of interaction—such



Cooking and entertaining is made easier thanks to a myriad of custom smart interactions in this contemporary kitchen.



as a remote for the TV, voice control for cooking, app access while on the road, and touch screens throughout the house for instant management of all of the home's systems—Control4 proved to be the most convenient and seamless smart home option for the pair. There are also pre-set “scenes” that can be selected, so when the couple is entertaining, dining, or watching a movie, they can easily produce the perfect ambiance that adjusts the lighting, audio, security, temperature, and more with the simple push of a button.

Premier installed museum-quality Lucifer LED lighting fixtures in the common areas, and the lights were calibrated to interact well with the hardwood floors and the colors of the paint on the walls. Linear LEDs were used to illuminate coves, shelving, and stair treads to create an elegant evening mood within each room of the home. The lighting choices also played into Premier's choices for the home's central audio system. Small satellite speakers and subwoofers were placed inside the ceiling and walls to provide rich sounds that resonate beautifully in the space.

Stunning sequoia brown marble vanity and backsplash takes center stage with custom lighting accents.

The living room features a stunning 85" LG display monitor framed by customized loudspeakers and a magnificently constructed linear fireplace. The lower family room area is set up as the primary entertainment area, replete with a wet bar and easy access to an in-house golf simulator.

The home security system is also a marvel of modern science and industry. There are 19 security cameras installed outside of the property, and there are four cameras placed discretely within the common areas of the interior. The home also makes use of a Honeywell Vista alarm (also tied into Control4), which features a glass-break detector, pet-immune motion detection, and door contacts. There are also carbon monoxide monitors installed near the bedrooms.

Premier took great pride in the work they carried out for the couple. "Working for these clients was a dream come true," they said. "They were open to any and all of our ideas that would give them an end result that made this modern masterpiece on the water a home that

THE HOME
SECURITY SYSTEM
IS A MARVEL
OF MODERN
SCIENCE AND
INDUSTRY.









they would be able to retire in. We did our research not only finding and specifying the best products aesthetically, but also those that integrate with ease into the grand automation plan we designed and built. We are proud of the outcome and sincerely appreciate the trust our clients gave us.”

This passion was noticed and appreciated by the homeowners. “Premier’s team was extremely knowledgeable and forthcoming with ideas as we described the way that we live and how we expected things to function and operate. They brought a wealth of experience that gave us the trust to let them do their thing,” the couple agreed. “We were initially fairly apprehensive about how all of the technology might complicate our lives but are ecstatic about the outcome and ease with which to operate it all.” By taking a leap into the unknown and trusting their team of experts, this pair were able to unlock their visionary capacity and achieve their ambition of the perfect luxury residence. ■



The Premier Group

Gary Nance, a top architectural designer in Indianapolis, partnered with technology experts at The Premier Group to bring his clients’ vision for this smart and sophisticated lakeshore home to life. The award-winning smart home was a residential new construction project. It is carved into a lakeside parcel of land and filled with custom finishes and one-of-a-kind finds.



PREMIER TOOK GREAT PRIDE IN THE WORK THEY CARRIED OUT FOR THE COUPLE. “WORKING FOR THESE CLIENTS WAS A DREAM COME TRUE.”

THE FINISHING TOUCH

Achieving unrivalled luxury in your interior

Angus Ponsford, Ponsford Ltd.

THERE'S NO DOUBT ABOUT IT: IT'S THE FINISHING TOUCHES THAT CAN REALLY SET AN INTERIOR APART FROM THE REST. IF YOU'RE LOOKING TO INSTILL A SENSE OF LUXURY AND SOPHISTICATION IN YOUR HOME, THEN CHECK OUT THESE TIPS FROM THE FURNITURE SPECIALISTS AT PONSFORD AND DISCOVER HOW ADDING THAT FINAL SPRINKLE OF TLC CAN HELP ACHIEVE UNRIVALED LUXURY IN YOUR HOME INTERIOR.

THINK

THINK

THINK

THINK

Simple

Technolo

Lighting

Layers



ADD STATEMENT LIGHTING



TAKE A MINIMALIST APPROACH

ALTHOUGH OFTEN PERCEIVED AS SYNONYMOUS, luxury and overindulgence don't necessarily go hand in hand. Being purposeful with your space and taking a minimalist approach may feel counterintuitive when updating an interior space, but in reality it creates a feeling of tactful sophistication in a room.

To add the finishing touch to your simplified space, find a statement piece that, well...makes a statement. Find a striking feature that complements the functionality and style of a room to achieve a bold yet seamless decorative approach.

The secret of luxury lies in the assertiveness of a room, so an interior that oozes self-confidence through distinct minimalism will ensure your interior stands above the rest.



EMBRACE TECHNOLOGY

A LUXURIOUS HOME is at the forefront of property capability, so embracing the amazing technological advances of recent years is a great way to ensure your home earns top market value. Whole-home automation systems offer a personalized, customizable automation service that can help make a house a smart home. From security and Smart Lighting to high-definition audio and home theatre capabilities, welcoming sleek technology into your interior can help you create your dream home by fitting it around your lifestyle and needs. And what's more luxurious than a home designed exactly for you?

LUXURY AND LIGHTING GO HAND IN HAND, with both lighting features and the light itself offering a chance to add opulence to any room. If the room demands it, add a large overhead lighting feature for your living and dining areas that will simultaneously double as a striking statement piece. If your space is restricted, instead think chic decorative lighting like small table lamps that will add a layer of stylish sophistication without having to sacrifice the functionality of a space. Avoid harsh fluorescent lighting in favor of flattering soft light that will help create an overall luxurious ambiance. This doesn't mean you shouldn't be bold, however. Adding statement lighting features like a chandelier to unexpected areas such as the bathroom cements a feeling of sumptuous glamour to your interior. After all, fortune favors the brave!



LAYER YOUR FURNITURE AND DECOR

WE'VE ALREADY DISCUSSED how a decluttered approach to your interior can create a luxurious ambiance; however, if not done correctly, this can leave your interior at risk of being just a little bit boring. Counter this potential problem by layering your furniture and décor to create sophisticated comfort without saturated chaos. For example, contrast hardwood floors with stylish rugs and complement your sofas with high-quality throw pillows to add a bit of high-end charm to any room. Adding some little final touches to your interior by following these handy tips will ensure your interior space stands above the rest as a luxurious and personalized home fit for a king or queen.

THE HEART OF THE HOME

Taking your **kitchen** beyond its practical potential

Suhayl Laher, Tiles Direct

IN MANY HOMES, THE KITCHEN IS A ROOM GENERALLY RESERVED PURELY FOR PRACTICAL USE. OFTEN A STERILE-LOOKING INTERIOR WHOSE PRIMARY FUNCTION IS TO PROVIDE A PRAGMATIC CATERING SPACE, IT'S EASY TO OVERLOOK THE KITCHEN AS A SIMPLE MEANS TO AN END. IN THIS POST, WE LOOK AT HOW TO BRING THE KITCHEN BACK TO ITS RIGHTFUL PLACE AS THE HEART AND SOUL OF ANY HOME THROUGH THE IMPLEMENTATION OF CONTEMPORARY STYLE AND TECHNOLOGIES.

THINK

Efficiency

THINK

Entertainment

THINK

Style





AS TECHNOLOGICAL ADVANCEMENT CONTINUES TO GROW at an increasingly rapid rate, embracing cutting-edge technologies in all aspects of your home can completely revolutionize any interior. Smart kitchen gadgets come in all shapes and sizes to perform an astonishing array of automated functions. Multi-purpose devices such as smart ovens simplify the cooking process exponentially, with capabilities ranging from built-in ingredient recognition software (to ensure you're following recipes correctly) to automated updates on the progress of your cooking, sent directly to your smartphone. Embracing these kinds of technologies in your kitchen appliances is an effective way of creating an incredibly efficient interior space that goes far beyond the usual realms of practicality, ensuring your kitchen becomes a showcase area of the home.

ment

THE BEST WAY TO MOVE YOUR KITCHEN away from an isolated, functional role is to revitalize its hosting capabilities. Smart entertainment solutions, such as those provided by Control4, offer a great way of moving the kitchen from a neglected, purpose-focused room to a lively social hub. Boasting every-room audio and multi-room video, the Control4 Smart Home system can instantly stream music or video to any room in your house while simultaneously setting the mood with preset lighting scenes and giving you total control of your home.

WITH A KITCHEN NOW LOCKED AND LOADED with the latest and greatest technological capabilities, you need to ensure that the aesthetics are on par with the functionality. As such, consider an interior overhaul, ridding the room of its sterile style in favor of a chic, modern design. There are multiple approaches you can take to pull off a contemporary interior style worthy of the state-of-the-art tech now available. Consider a dark interior color scheme with classic opulence combined with a futuristic shine to achieve a seamlessly smooth overall aesthetic. For example, combining some timelessly stylish kitchen tiles with a glitzy kitchen worktop will create a subtle contrast between flooring and surface that will seamlessly fit a wider modern aesthetic. Look to incorporate urban styling with features, such as exposed wire lighting, and contrast with futuristic metallics for a kitchen that looks, functions, and feels straight from the 22nd century. You might even consider intelligent lighting solutions to add smart control solutions to incredible lighting scenes that transform your kitchen with ambiance. Following these tips will ensure your kitchen is no longer an interior afterthought and will help you transform it from a room with a mere single purpose to a multipurpose space with contemporary function and lasting style.

Living the

HIGH LIFE

Soaring above the skyline in the leafy residential neighborhood of Parel, Godrej Planet is a striking symbol of the city's emergence as a major commercial hub in the twenty-first century. Completed in 2008, this 600-foot-high, 51-story monument to modernity was at the time India's tallest building. In fact, Godrej Planet comprises five separate residential skyscrapers built to look like one continuous, curved structure. Along with its lattice-like exterior, it looks not unlike a gigantic designer wireless speaker (the sort you might see on a tastefully uplit plinth in a high-end audio store), ready to rock the entire city.



A PENTHOUSE ON TOP OF ONE OF INDIA'S TALLEST TOWERS HAS BEEN TRANSFORMED INTO A SMART HOME AND PERSONAL NIGHTCLUB-IN-THE-CLOUDS FOR ONE OF THE COUNTRY'S TOP FINANCIAL HIGH-FLYERS.



SMART HOME PROFESSIONAL:
Cossack Audio

ARCHITECT & INTERIOR DESIGN:
Siddharth Garimella

PROJECT LOCATION:
Mumbai, India





THE MANDATE FROM
THE CLIENT WAS FOR
COMPLETE HOME
INTEGRATION WHERE
AESTHETIC DESIGN
WAS THE KEY.



Indeed, this is a building that's ready to rock in more ways than one. Its five towers aren't just aesthetically pleasing, the structure is also highly resistant to earthquakes. And if you were able to fly to the very top of one of the towers, you might well find a fun-loving, early-40s financier with his family and friends, rocking out on his terrace as YouTube videos are projected onto the wall and bass pumps out at a level that would make you believe the whole building actually was a speaker.

Although we can't name the owner of this fully refurbished, 4,500-square-foot duplex penthouse apartment, suffice to say he's the CEO of one of India's most successful financial firms. Let's call him "Mr. B." Our story begins in early 2017, when he decided to create a luxury family home close to his Mumbai offices.

Having purchased the prestigious penthouse—which the family had been renting and living in for three years—Mr. B commissioned award-winning Mumbai architect and interior designer Siddharth Garimella to refit the

two-story apartment from scratch and turn it into a contemporary dream smart home—something suitable for his busy, music-loving family of four and their live-in staff that would double as a party home...with real pizzazz.

Clearly, this was going to need state-of-the-art technical wizardry as well as top-spec design, so Mr. B brought in Mumbai-based Control4 Dealer Cossack Audio, specialists in professional AV systems, to work alongside the designer. Cossack's Zohir Ramodiya takes up the tale. "The mandate from the client was for complete home integration where aesthetic design was the key. He was clear that he wanted his living room and extended terrace to double up as an entertainment area with the feel of a nightclub," says Ramodiya.

But although the couple wanted a slew of smart features, including smart lighting, pro-grade audio, and the ability to stream music to every room in the house, Mrs. B was clear that the system should be both unobtrusive and extremely easy to use.



This eclectic dining experience is enhanced through custom lighting, audio, and automation scenes—while still being easy to control and use.



While her husband is very tech savvy, she was wary of new technology, having been saddled with a baffling array of controls for their previous home's smart system, which simply sat unused as a result. "She was very clear she did not want a complex system that would be a problem for her to operate," says Ramodiya.

As frequent travelers, the couple also wanted to be able to monitor their home and keep an eye on their staff and two children (10 and 12) while they were away.

By April 2018, Sky Villa was complete—and to call it spectacular is an understatement. The hub of the home is the huge open-plan living room, more reminiscent of a communal lounge in a contemporary luxury hotel or VIP club. Its soaring ceilings, white walls, and wooden floors provide the perfect canvas for its tasteful mix of designer furniture, fixtures, and fittings in earthy tones with sparing splashes of pattern and color—most noticeably sky blues to echo the breathtaking views streaming in through the huge picture window by the dining area and the sliding glass doors leading to the terrace.

The apartment's unrivalled vantage point affords breathtaking views of the Mumbai skyline and the Arabian Sea beyond. And the couple's playful nature is reflected in delightful touches such as the irregular blown-glass pendant light shades—of which look like a collection of giant perfume bottles—hanging from the ceiling above the dining table, and the mix of quirky designer chairs.

The terrace completes this *pièce de résistance*. Soft-lit lanterns and pot plants offset the contemporary design of the space and mark the boundary between inside and out. But the real magic happens when, at the flick of a switch, both living room and terrace can effectively be transformed into a nightclub, with pre-set lighting scenes and shudderingly high-quality audio synchronized with giant pop videos projected onto the terrace wall.

Ramodiya says: "We have managed to deliver a sound system that can rival most club systems in terms of sound pressure levels and sound quality. The speakers blend into the design elements in the room, and the subwoofers were



PHOTOGRAPHY: COURTESY OF COSSACK AUDIO



SOFT-LIT LANTERNS AND POT PLANTS OFFSET THE CONTEMPORARY DESIGN OF THE SPACE AND MARK THE BOUNDARY BETWEEN INSIDE AND OUT.



“I AM HAPPY TO SAY THAT THIS SYSTEM IS EASIER TO USE THAN MY PREVIOUS SYSTEM.”

hidden behind acoustically transparent panels. For the outdoor projection system, we installed the projector in a weatherproof enclosure, hidden behind a wall panel. This means the family can access the system even during the monsoon months.”

As a social space, the couple didn’t want any screens in the in the main internal living area.

And, as conscientious parents, neither did they want any in the children’s bedrooms. Instead, they commissioned a dedicated media room where they can relax and watch videos or movies inside, or the children can play on their game console. “Here, we were able to install a stealth Dolby Atmos system without intruding into the living space. We used Triad Gold Monitor speakers and Bronze Subwoofers, painted to match the interior. The 5.1.2 configuration with a 2.35:1 projector and screen combination creates an incredible, immersive surround sound experience,” says Ramodiya.



And there are more smart features than you can shake a stick at. Remote access to the system from their smartphones allows the couple to monitor the children when they are traveling and also keep track of what they are using in the home. There is also a smart camera in the kitchen that allows them to see what their staff is up to. And Mrs. B has loved the ease with which they can program their own lighting scenes for different moods, times, and activities.

The audio, though, is the undoubted star. This is a family that loves to rock. Top-end audio can be streamed in any room, yet speakers are completely unobtrusive having been fully integrated into the design. Ramodiya says: “Everything can be controlled from their phones, on-screen, or by voice. They can stream different sounds and videos in different rooms or synchronize all the speakers and screens if they want—such as when they have a professional DJ in to perform a set at one of their parties.”

Delivering a system with the power necessary to meet all these requirements, yet with the simplicity and unobtrusiveness to meet the client’s demands, was only possible thanks to Control4’s smart home automation technology and superfast Pakedge networking. Ramodiya says: “Control4 has allowed us to create a system that blends pro and consumer AV in a single system with a simple user interface. The architect was especially pleased with having all the equipment housed in a central closet, with nothing to clutter the living space.”


As for ease of use, Mrs. B is more than happy. She says: “All through the build I was concerned as to how I would manage a home that was automated to this degree. After completion, I am happy to say that this system is easier to use than my previous system that I had completely stopped using due to the sheer complexity. Because of Control4 and Cossack, I feel I have been included in the tech-savvy team.” ■



MAJOR HOME REMODELING DOS AND DON'TS

Jarom Iacono, Alair Homes

WHETHER YOU ARE PLANNING A MAJOR HOME ADDITION OR A HOME REMODEL SMALLER IN SCOPE, THERE ARE NUMEROUS OPPORTUNITIES THROUGHOUT THE PROCESS TO SAVE MONEY AND TIME. THERE ARE ALSO MANY OPPORTUNITIES TO WASTE MONEY AND TIME. IN ORDER TO HELP YOU AVOID THE MOST COMMON PITFALLS WHEN IT COMES TO REMODELING, HERE ARE SOME ESSENTIAL DOS AND DON'TS THAT APPLY TO PRACTICALLY ANY PROJECT.



DO: HIRE A CONTRACTOR

Perhaps the most common mistake homeowners make is not hiring a contractor and instead filling that role themselves. While it may seem like an opportunity to cut costs, it usually isn't. The expertise, network, and other resources that an established contractor brings to the table can often offset the additional cost. Some homeowners see hiring a contractor as relinquishing control, but this isn't true, either. A contractor works for you, so just be sure to choose a contractor you're comfortable with.

DO: MAKE A PLAN AND STICK TO IT

Another common mistake that people often make when it comes to home remodel projects is delaying decisions. Delayed decisions just invite complications that result in additional expenses and deadlines being pushed out. Work with your designer to establish a plan that covers all of the design details as well as budget and the like, and then do your best to stick to the choices you've made.

DON'T

DON'T: PURCHASE YOUR OWN MATERIALS

Many people have this misguided idea that they can purchase wood and other materials from a local DIY chain and save a bunch of money. This is rarely the case. In fact, most people break even at best, and that doesn't account for all the time and energy wasted.

DON'T: LIVE IN THE HOME

This is a tough one because it adds to the cost of the home addition or remodel. Nevertheless, it is highly recommended that you factor this into your budget. Perhaps schedule a vacation at the same time, time as the remodel. Hotels and motels often offer reduced rates for locals who require a home for an extended period while it is being remodeled.

DON'T: DISRUPT THE PROCESS

It's your home, and you're spending a significant amount of money. You want it your way, and you have that right. But you must strike a balance between providing your input and not disrupting the work being performed. Time is of the essence for tradespeople, and if they can work as efficiently as possible, and that will benefit you in the end, as well. ■



5 OF THE HOTTEST KITCHEN

“TECHORATING” TRENDS



VOICE CONTROL

A voice control device is a quick and easy way to add the convenience of technology to a kitchen. Right out of the box, homeowners will have the ability to use voice control for music streaming, kitchen timers, reminders, and even hands-free recipes. If the home has any smart door locks, automated lights, smart thermostats, or other connected devices, voice control can most likely integrate with those products as well to provide touch-free home control.

Where to get started with this trend:

Amazon Echo Devices

SMART STOVE KNOBS

Turn any existing stove into a smart stove with an easy knob replacement. Smart knobs allow homeowners to set cook times and burner settings, use voice commands, and access the stove remotely on a mobile device. Some devices will even send reminders for when to flip, stir, or add ingredients to a recipe. If a user desires, the stove can even turn off if there is no motion detected for a period of time, preventing stove fires or accidental burns. Homeowners will love the peace of mind these knobs provide.

Where to get started with this trend:

INIRV Smart Stove Knobs

Danielle Karr

IN TODAY'S HOME, HAVING A STUNNING AND SPACIOUS KITCHEN SIMPLY ISN'T ENOUGH.

People are looking for fresh ways to make their life simpler and more beautiful, and smart home technology is this year's essential addition for any modern kitchen. Thanks to the growing number of devices that are coming online, it's easier than ever to make “techorating” a central component of any remodel or new design. Here are five of the hottest trends for kitchen technology you'll love bringing into your own home or client projects.



SMART LIGHTING

Gone are the days of controlling lighting with a simple switch. In 2019, the hot trend for lighting is all about the scenes and moods that lighting can set through home automation, allowing lighting brightness, color, focus, and mood to easily be adjusted by users. For example, a homeowner can select a lighting configuration that is brighter for kitchen prep and cooking, and then, with those same lights, select another configuration that sets more of a low-light, warmer entertaining mood later in the same space. Easily achieve this in a kitchen by selecting a lighting brand or smart home brand that offers a “scene” capability for lighting.

Where to get started with this trend:

Control4 Smart Lighting

MOTORIZED CABINETS

Motorized cabinets are beneficial for both kitchen convenience and accessibility. A kitchen cabinet lift solution is an easy and affordable way to transform a kitchen into a clean, accessible paradise. With the touch of a button, quickly and quietly lower the cabinet to the countertop to access stored kitchen appliances. This techorating trend brings a clean look to any kitchen while keeping homeowners safe.

Where to get started with this trend:

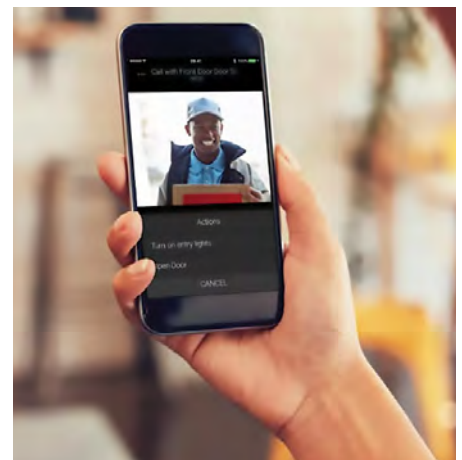
GRASS Movement Systems

VIDEO ACCESS

Smart video access devices connect a doorbell to a smartphone, touch screen, or any other mobile smart device. This is perfect for the kitchen while preparing a meal: When a visitor presses the doorbell, a built-in camera instantly sends video to a phone or touch screen. The user no longer needs to stop what they are doing to answer the door; they can now simply identify the guest via the one-way video feed, speak with the visitor over the two-way intercom, and then decide whether to tell the guest to come on in or to come back later—all without missing a knead or stir.

Where to get started with this trend:

Control4 Intercom Anywhere



A
BEAUTIFUL
BEND

IN THE RIVER



THE STUNNING “V HOUSE” ON AUSTRALIA’S
SUNSHINE COAST BRINGS A STRIKING NEW ANGLE
TO HIGH-TECH LUXURY DESIGN.



SMART HOME PROFESSIONAL:
Electronic Living

ARCHITECT & INTERIOR DESIGN:
Shaun Lockyer

BUILDER:
CGH Constructions

PROJECT LOCATION:
Queensland, Australia

The southeastern corner of Queensland on the Sunshine Coast, the mouth of the Mooloolah River meanders through the waterfront town of Minyama—a maze of canals and harbors—before meeting the Pacific Ocean. And should you happen to be boating through the town, you might notice an exclusive island of luxury waterfront properties. If so, hang on to the handrail, because one of those properties is likely to knock you off your feet.

The V House was named after the shape formed by the two outstretched wings that enfold its landscaped courtyard. Here, an iron staircase spirals up to the second-story veranda and living space, comprising a master and two guest bedrooms (all en suite), office, media space, and snooker room. Downstairs there's a lounge, dining room, family room, gallery, kitchen, scullery, cellar, maid's quarters with en suite, powder room and laundry, plus another guest bedroom and bathroom. There's also a double garage with driveway.

From the river, the two stories of the waterside wing resemble a low, wide, two-tier, oblong display cabinet, vast glass doors connecting the



waterfront to the courtyard beyond. With all the doors and drapes open, the ground floor of this wing almost disappears, looking more like a see-through support for the second story, with its large picture windows overlooking the river and timber screening on the courtyard side. Inside, the sharp right-angled exterior gives way to softer edges of curved concrete and timber paneling.

The house's globe-trotting owners wanted to create a showpiece holiday home—a stylish, sustainable, subtropical paradise where they could eventually settle permanently. At the end of 2013, they engaged award-winning architect Shaun Lockyer, who shared their love of Brazilian modernist architecture—characterized by its linear simplicity, use of raw materials like concrete, timber, iron and stone, and

strong ties between inside and out. The timber also has a more local connection: many Sunshine Coast towns began as ports for the timber industry in the nineteenth century, when much of the region had magnificent forests.

After two years, the plan was completed and signed off, and in 2016, the two-year build began. But as well as demanding aesthetic perfection, the clients also wanted state-of-the-art smart automation and security. Enter Queensland's only Control4 Diamond Dealer Electronic Living; a company that has earned an enviable reputation on a global stage for building many of today's modern smart homes in the area.



Custom outdoor lighting highlights the elegantly juxtaposed curves and lines of the architecture.

The company's founder and managing director Damian Cavanagh says: "We were introduced into the project during the early stages of design to bring our vast technical knowledge and engineering expertise to provide the latest in electrical, lighting, and smart home technology to this stunning modern masterpiece. We worked in close collaboration with Shaun Lockyer Architects and the builders, CGH Constructions, two companies leading the industry with forward-thinking in modern building design and deep

PHOTO COURTESY OF SCOTT BURROWS PHOTOGRAPHY




understanding of the benefits of smart home adoption.”

The project spanned over two years, with the Electronic Living team involved in every facet of the build, handling initial design concepts, cabling, and product selection through to installation and programming—remaining true at all times to the client's brief to create a discreet, reliable, high-quality system that would also be very simple to use.

For a house where aesthetics and design were so key, this was no mean feat. As architect Shaun Lockyer explained to Control4 Smart Home Magazine: "The house being an off-form concrete shell offered little or no forgiveness for error.

DEMANDING AESTHETIC
PERFECTION, THE
CLIENTS ALSO WANTED
STATE-OF-THE-ART
SMART AUTOMATION
AND SECURITY.



Expertly
concealed
automation
brings
technology
to every
room without
distracting
from the
architecture
or design of
the home.



PHOTO COURTESY OF SCOTT BURROWS PHOTOGRAPHY



To that end, it was critical that adequate time was given to the design and planning process.”

Electronic Living had to come up with a detailed plan for conduits and cables and ensure it was executed with precision. Cavanagh says: “Our team had to be on site for every concrete pour to ensure everything was in place, as there would never be a second chance to install later. We also concealed much of the home’s technology in a dedicated communications store, hideaway TVs within joinery, and concealed certain items such as many of the home’s audio zones in the off-form concrete ceilings using custom-made enclosures.”

By February 2018, the house was complete. And as well as its smart looks, the hidden high-tech gadgetry makes this house smart in many other ways, too. Audio and video can be streamed to multiple rooms independently or together, powered by a custom-configured Control4 smart home platform. There is extensive CCTV surveillance and security systems throughout. “These can be viewed, monitored, and controlled via touch screens throughout the home as well as on any of the family members’ smart devices,” says Cavanagh. “As the owners are often in other parts of the world, this is a feature they’ve found particularly useful. Family members are notified on their smart devices if any security breach



occurs, and the security monitoring company is also immediately advised.”

Lighting, air conditioning, heating, and blinds throughout the house—as well as exterior lighting such as the pool, pool terrace, courtyard, and perimeter—can all be controlled via Control4 Touch Screens or smartphones and tablets. “The user can even select from a range of customized scenes—for example, ‘Home’ turns on the pathway lights from the garage to the kitchen and bedroom, while ‘Good Night’ progressively turns

IN KEEPING WITH THE IDEALS OF BRAZILIAN MODERNISM,
THE HOME ALSO SCORES HIGH ON SUSTAINABILITY. THE TIMBER RAIN
SCREEN OFFERS SHADE, PROTECTION, AND SECURITY.





off all of the lights in the house and closes all of the blinds,” says Cavanagh.

There’s also a smart intercom with digital locking system. Thanks to Control4’s Intercom Anywhere technology, the owners can monitor and communicate with any room of their home from their smart devices—even when they’re not there. They can greet guests and let them in remotely using their smartphone-controlled smart lock or see anyone approaching the property from all perimeters.

The team also ensured there was plenty of capacity to keep the home up to date with the latest smart features should they—or any future owner—choose to do so. “For example, although the owners weren’t initially interested in voice control, that’s becoming a very popular addition to our smart homes and could easily be added in the future if they changed their minds. It can be very empowering to utter a command like ‘Alexa, turn on Dinner Party,’ which then cues up your Spotify party playlist, turns on lights in specific areas, closes the blinds, and sets your air conditioning to your preferred temperature,” says Cavanagh. “And you could dim the lights, raise the volume of the music, and kick-start the gas fireplace without lifting a finger, much less leaving the room.”


In keeping with the ideals of Brazilian modernism, the home also scores high on sustainability. Lockyer says: “The timber rain screen offers shade, protection,

and security. Deep eaves, excellent cross-flow ventilation, thermal mass, and a natural lighting make for a very sustainable long-term proposition. Solar power with battery storage, low-e glazing (which saves energy by preventing the escape of heat), LED lighting, and sustainable hardwoods complete our approach.”


The house has won multiple awards for both its design and smart technology. But Lockyer believes it would never have come together without the exceptional professionalism of all those contributing to the realization of this truly spectacular home.

That, the architect says, made all the difference: “Thanks to the considerable effort of everyone involved, the project was surprisingly painless and enjoyable to deliver from beginning to end. The V House represents one of our best examples of successful collaboration with design and services integration. Electronic Living’s involvement, from the concept stage through to completion, allowed us to achieve the most seamless and reliable automated outcome for our clients. The results speak for themselves, with the house enjoying unparalleled functionality, energy efficiency, and faultless technology integration—all perfectly executed and simply delivered.” ■

Intercom Anywhere, by Control4, allows the owners to securely and easily communicate with each other in any room of the home—whether they are at home or away.







THE EVOLUTION OF HOME TECHNOLOGY

Hilary Thompson

IT WAS 1972 WHEN MY PARENTS BOUGHT THE FIRST MICROWAVE ON THE BLOCK. SOME NEIGHBORS GATHERED AROUND TO WATCH THE FIRST INSTANT COOKING MACHINE ON THE MARKET. THEY ALL LOITERED WITH BATED BREATH AS MY FATHER PLACED A SINGLE KERNEL OF POPCORN IN THE MIDDLE OF THE MICROWAVE AND TURNED IT ON. THEY HAD TIME TO HAVE A FEW DRINKS AND CHAT—THE GIANT BOX TOOK A LONG TIME TO TURN THAT SINGLE KERNEL INTO AN EDIBLE BIT OF POPCORN. YEARS LATER I WOULD BE FASCINATED BY THE JETSONS ON TV AND WONDERED WHAT MY FUTURE WOULD LOOK LIKE.

Flash forward to 2019 and my bed can tell me how I've slept more accurately than I can. But how did we get here?

THE INVENTION OF HOME APPLIANCES

In the early 1900s, the idea of a washing machine or a vacuum cleaner was revolutionary. In the first two decades, many appliances were invented that would change the way we take care of our homes forever¹. Just think what a miraculous thing the refrigerator was! No more ice boxes and constant danger of rotten food—it would save the money and health of millions.

ARTIFICIAL INTELLIGENCE

The term “artificial intelligence,” or AI, was first coined in 1956 by John McCarthy², although the idea had been around for a while. Although it was far away from affecting the homes of the future, the concept that was being born would pave the way for smart tech everywhere.

THE FIRST HOME SMART COMPUTER

In 1966 came the invention of the first home smart computer, the ECHO IV³. Built by an engineer named Jim Sutherland, who at the time worked for Westinghouse, the ECHO IV was a behemoth. Weighing in at over 800 pounds, the gigantic computer took up four large upright cabinets and was designed to be the brain of the family home. Unfortunately, it was never brought to market.

TECH FOR THE ELDERLY

In the late eighties and early nineties, our televisions frequently replayed the scene of a little gray-haired woman who had fallen in her home. “I’ve fallen, and I can’t get up!” she cries into a device hanging around her neck. The device was programmed to call medical help with the push of a button, and it gave senior citizens all over the country more independence and security. This marked the first foray into GeronTechnology⁴, or tech for seniors. (Today, senior tech is becoming a massive industry with the aging of baby boomers.)

SMART HOME TECHNOLOGY

The late nineties brought the first smart home technology devices into the market. In the early 2000s, smart technology started to hit the shelves. Increasingly more affordable for the customer, early gadgets focused on home automation.

Everyone began talking about the Internet of Things (IoT) when it came to smart homes, and IoT and





In just a few short decades, technology has become an integral part of home living.

connectivity became increasingly important to consumers. With the prevalence of smartphones, the convenience of controlling everything from an app created a huge demand. Nest entered the market in 2010 with the first WiFi thermostat. Everything from toasters to coffee machines to beds can be controlled through mobile apps now. Leak sensors can tell you that a pipe is leaking, and your app can shut off the water valve. Your bed can do so much now—it can tell you how you slept and adjust the firmness of your mattress to get you better rest at night.

WEIRD HOME TECH


Because smart technology has become so common, it seems that there isn't a part of home life that it hasn't touched. And it's getting a little weird. From smart egg holders that send your phone a message when you're almost out of eggs, to forks that vibrate when you eat too fast and robots that allow you to talk to and feed your pet while you are at work, smart technology is admittedly getting a little unruly. But there is also tech out there improving (and saving) lives.

SMART TECH AND HEALTH

I cannot address the increasingly growing presence of smart technology without mentioning the benefits that smart tech can lend to our health and wellness. There is a rising market demand to improve our health with tech⁵, and tech companies are responding generously. Smart beds help improve sleep and adjust automatically, voice-controlled lighting assists those who may be sight-impaired, overhead speakers can remind aging adults to take their medications, alerts can be sent if an alcohol or medicine cabinet has been accessed, smart ovens automatically shut off, and more—there is a wealth of tech at our fingertips to help improve our lives.

While we may not be flying around the skyways in little bubble cars, we have come a long way in this last century toward the Jetsons of my childhood. Our homes, these havens we create, should be the pinnacle of comfort and convenience—if, of course, the price is right. And as our tech gets smarter, we get the opportunity to decide for ourselves how connected we want to be. All the conveniences of the modern world could be ours at the touch of a button. ■

TODAY, SENIOR TECH IS BECOMING A MASSIVE INDUSTRY WITH THE AGING OF BABY BOOMERS.



- 1 GreatAchievements.org.
- 2 The History of Artificial Intelligence, Harvard University.
- 3 The Echo IV Home Computer: 50 Years Later, Computer History Museum.
- 4 The Next Hottest Thing in Silicon Valley: Gerontechnology, Forbes.
- 5 15 Ways to Improve Your Health Using Technology, Forbes.

LIVED-IN LUXURY



SMART HOME PROFESSIONAL:
Malibu Wired

PROJECT LOCATION:
Napa Valley, California

WHEN DOES A HOUSE BECOME A HOME?
CREATING A SPACE THAT REFLECTS THE PEOPLE
WHO LIVE IN IT IS NO SIMPLE TASK.



THERE IS A DELICATE ART TO DESIGNING A TRULY PERSONALIZED DWELLING. BUT IN TAKING A FEW RISKS AND ENJOYING THE PROCESS, IT'S POSSIBLE TO CREATE A BEAUTIFUL, MEANINGFUL HOME THAT TELLS THE STORY OF ITS OWNERS.

Crystal Watts

Nestled in sunny Napa Valley, a part of the country renowned for its lush wine vineyards, the sleek exterior of Adam and Tamera Housley's home evokes a lavish, Tuscan manor. The interior, however, is sleek in a much more modern sense. A smart home system from Control4 is at the helm, allowing the pair complete control of everything, from the media they stream and room-level climate control to home security and lighting—and beyond.

The Napa house is a home away from home for them—quite literally. It is a place of refuge from the celerity of their main Los Angeles residence. I sat down with the Housleys to learn more about this distinguished and wildly intelligent property.

When the couple first acquired the property in 2011, Tamera led the renovation and design process. "I wanted to create something sophisticated and elegant," says Tamera, "but the most important thing for me to feel in a home is warmth."

Adam admitted that, while Tamera's design and aesthetic were strong, the tech functionality and confusing hardware setups were detracting from what could potentially be an added layer of relaxation and convenience. "It had the comfortable aspect and the inside-outside atmosphere.







WHAT THIS SMART HOME PROVES IS THAT EFFECTIVELY DESIGNED HOME AUTOMATION SYSTEMS MINIMIZE THE TEDIUM OF DAILY LIFE.



But we didn't have the comfort when it came to everyday, common things," he says. "For example, I couldn't play music playlists or stations in the rooms." And for Adam, who is passionate about music and loves to entertain family and friends, this was a must-have.

Adam and Tamera had their Los Angeles home outfitted with Control4 Smart Home technology from the team at Malibu Wired a few years back. So, it was a natural decision to appoint Malibu Wired once again to replicate that familiarity and ease of use into their remodeled Napa pad.

Adam went on to elaborate on the difficulties the family had navigating their television setup, prior to having their new Control4 system installed. "We had two TVs in the house at that time, and one of them had four remotes. The other had three remotes. It was cumbersome. Thanks to Malibu Wired and Control4, we were able to consolidate them all into one. Now, we can run both televisions easily." He explains that their toddler-aged kids—Aden and Aariah—can even run the televisions. "It's just...simple. Anyone can do it."

"I can run the televisions!" Tamera interjected. "It was so overwhelming for me. When Adam would leave for work, I was stuck with the TV and all of these remotes. I would have to call him and say 'Adam! How do you turn on the TV?'" Control4 offers the Housley family the ability to enjoy all of their home media through a consolidated platform. Its comprehensive, easy-to-use functionality lets the pair focus on how they truly use their space, maximizing its lived-in potential.

Adam, a tech professional, is very conscious of the home automation market. He's seen Control4 systems evolve over the years and offered his insights into what the best new features are. "The best advancement," Adam said, "is the fact that you can walk around the house with your cell phone and put music on in any room that you're in—you can stream it right from where you're standing. It used to be that your phone needed to be near the actual unit to stream anything. Now I can be anywhere in the house and it's just easily picked up. It's just a little upgrade that they did, and I love it."

Guests are often impressed by the home's intelligence, as its intuitive operation enables people of all ages to navigate with ease. "There are a lot of people who love the idea," Adam said. "My dad called me the other day and he says, 'Adam, you know, your mom and I were noticing [the Control4 interface] and just how easy it is to use. You can do a lot of stuff with it.'"



The funny thing is, my dad can't turn on the TV most of the time but now they're look into getting Control4. And they're 70-something!"

Adam's parents weren't the only guests persuaded to try the system out for themselves, either. "My neighbors have it next door," Adam said. "They love it. People see it and realize that the system actually works and it's not crazy to understand. My five-year-old runs it better than my wife does, and my wife has no problem with it. That's what I think is the biggest compliment to Control4: that it always works, and it's easy to understand."

MY FIVE-YEAR-OLD RUNS IT BETTER THAN MY WIFE DOES, AND MY WIFE HAS NO PROBLEM WITH IT.



The couple travels frequently throughout the year, and Adam spoke about how Control4 gives them peace of mind when they are away from home for extended stretches of time. “What’s so great is that besides the fact that it flows throughout the house and I can control my music and TVs, it’s also nice to be able to check in on the house. Wherever we happen to be, whether it’s for work or play, I know that I can make sure that the thermostats are set where they need to be, that the lights are off, that the house is locked, and that there are no TVs left on.”

Ultimately, what this smart home proves is that effectively designed home automation systems minimize the tedium of daily life, let us focus more on our friends and family, and help keep us at ease. “A smart home just makes life simpler,” says Tamera. “And I think there is beauty in simplicity. Especially being a mom. Having two young children can be very hectic. So anything that’s going to minimize the unnecessary stress or extra stress in your life...that’s always welcomed.” ■



Tamera and Adam Housley pose for a shot with Control4 Smart Home Magazine editor, Crystal Watts.

DEFINING DESIGN

Toni Sabatino of Toni Sabatino Style

AS AN INTERIOR DESIGNER, I HAVE WATCHED MANY TRENDS AND STYLES COME AND GO. THERE ARE THINGS THAT DATE QUICKLY LIKE HARVEST GOLD APPLIANCES (1960s), WHILE OTHER FEATURES LIKE WHITE KITCHENS MAY HAVE A MORE TIMELESS APPEAL. LET'S TAKE A WALK THROUGH THE LAST CENTURY AND DEFINE SOME DECORATING STYLE TERMS.

style

Toni Sabatino Style specializes in kitchens, interiors, and architectural detailing, creating spaces that are current with a nod to old-school elegance.



WILSON KELSEY DESIGN
DESIGNERS: SALLY WILSON
AND JOHN KELSEY
PHOTOGRAPHY COURTESY
OF LAURA MOSS

Traditional

décor has its roots in English Country and French Country. This would encompass Victorian and Edwardian styles of antiques, classical elements, and symmetry leading to a graceful, more formal style. Carved-wood molding and hand-crafted wooden furniture, warm tones with soft whites, draperies and velvet fabrics, area rugs with time-honored European and Asian patterns, and collectible accessories are all pieces that make up a traditional home.

TIP: Take a look through your family's attics and basements and see how you can add some tradition to your space.

BLENDING THE BEST OF BOTH WORLDS

In Transitional décor, you can expect the furniture style to include both rounded and square elements—providing a beautiful and complementary balance of masculine and feminine within a space.



WILSON KELSEY DESIGN
DESIGNERS: SALLY WILSON AND JOHN KELSEY
PHOTOGRAPHY COURTESY OF LAURA MOSS

Terms

Modern Décor and Modern Design

are interesting terms. “Modern décor” really should refer to décor that is current and up to date, while the term modern design actually refers to eras that have passed. The most common is Mid-Century Modern. Mid-Century style has clean lines, natural wood, solid color blocks, and offers much less in the way of patterns. The iconic “starburst mirror,” a circular mirror focal point surrounded by rays of metal, is a product of the mid-century period. Mid-Century actually has roots in the clean lines and geometric shapes of Art Deco popular in the 1920s and the Bauhaus movement founded by German architect Walter Gropius. Le Corbusier and Vladimir Kagan are two designers whose “modern” furniture has withstood the test of time. Clean lines, minimalist styling, and stark sculptural shapes from the 20s, 50s, 70s, and today are all examples of modern design.

TIP: Black and white are a timeless, modern statement. Black and white art, furniture, or accents add a timeless modern vibe.



PHOTO COURTESY OF SUSAN SERRA, SUSAN SERRA ASSOCIATES

Transitional

décor is today’s blend of traditional with more modern styles. The lines are classic, but the fabrics and accessories have a more minimalist approach favoring solids and a less-cluttered look. Color can be the theme that ties the varying unrelated pieces together to create a cohesive space. Taking cues from the architecture and outside views can be helpful.

TIP: Finding your “must-have” statement piece first and then choosing paint colors and accessories to create your cohesive story is a great way to start.



CARLA ASTON, DESIGNER | TORI ASTON, PHOTOGRAPHER.

Contemporary

is a style that actually encompasses a variety of styles from the second half of the twentieth century. Bold sculptural shapes, glass, metal, laminates, muted color, and open space are all indicative of contemporary design.

TIP: Simple, understated, large-scale pieces can create a casual and comfortable Contemporary space.

PHOTO COURTESY OF TONI SABATINO



style



PHOTO COURTESY OF FELICITAS OEFELIN
FELICITAS OEFELIN DESIGN

Eclectic refers to a mash-up of sorts of unrelated styles. Pulling this off is a good trick! Pieces that are artisanal in nature—lovingly curated from travel and flea markets—can create a very special interior if the scale, scope, and colors are right.

TIP: It may take a professional eye to consult and help you move things around, edit, and add to get this look together.

REGARDLESS OF TREND, A WELL-DESIGNED HOME WILL BE ONE THAT IS INVITING, COMFORTABLE AND DISPLAYS THE PASSIONS OF THE INHABITANTS.

Industrial design has roots in factory loft buildings across America. Exposed brick, uncovered mechanical systems, black iron, and rustic woods come together with art and minimalist furnishings to create an industrial interior look.

TIP: Warm up this look with a collection of books, framed photographs, or something to make it feel special and personal.

PHOTO COURTESY OF DOROTHY MACIK,
DOROTHY MACIK DESIGN



Scandinavian

design is another popular term. The Lunning Prize and its recipients—outstanding Scandinavian designers from 1951 to 1970—were instrumental in establishing the profile of this design concept known for simplicity, functionality, minimalism, and organic materials.

TIP: Decluttering and redefining the space with simple elements based on use is a good start. Adding art and colorful cushions and rugs to an unadorned space can create that simple, joyous, cozy feeling.

A WORD TO KNOW FROM A DESIGN PRO

“Hygge Home” is a fairly new term relative to the Scandinavian design approach. Hygge (pronounced hoo-gah) is a Danish word implying wellbeing and enjoying life’s simple pleasures. The idea is to create serene, clutter-free, peaceful spaces that inspire wellness.

Modern Farm House

is another popular term. Farm sinks, wide plank floors, reclaimed wood accent walls, long trestle tables, and sliding barn doors on iron support rods are all indicative of this style.

TIP: Furnishings should be utilitarian. Look for casual, rustic accent furniture made with reclaimed materials.



PHOTO COURTESY OF TONI SABATINO



PHOTO COURTESY OF SUAN SERRA

Coastal Décor

, as you might expect, uses colors from the sand and sea. Soft beige, greige (you guessed it, the baby of grey and beige), or shades of blue and aqua with casual furnishings and accessories create a soothing vibe.

TIP: Go light on shell, mother of pearl, and overly theme-y (anchors) accents so as not to tire of this look. Sisal rugs made with natural fibers and potted beach grass will better stand the test of time.



PHOTO COURTESY OF FELICITAS OEFELIN
FELICITAS OEFELIN DESIGN

Organic Modernism

is a trend that incorporates simple lines, matte metals, natural wood, stone tones, and cues from nature. Integrated cabinetry, live edge tables, green walls, metal shelving and furniture, stained concrete flooring, petrified wood, and agate are all elements that work well with this style.


TIP: Integrated storage is an important element to keep this style looking edgy and clutter free.

DESIGN CHENG DESIGN
PHOTO COURTESY OF MATTHEW MILLMAN



STATE OF THE SMART

Control4 Smart Home OS 3 thoughtfully complements your home's décor or architecture, working behind the scenes and blending seamlessly into your environment. Enjoy a home that is more energy efficient, comfortable, convenient, and secure with personalized features and experiences that transform your dream home into a *dream way of living*.



Control4®

Smart Home Automation

Control4.com

©2019, Control4 Corporation. All rights reserved. Control4, and the Control4 logo are registered trademarks or trademarks of Control4 Corporation or its subsidiaries in the United States and/or other countries. All other names and brands may be claimed as the property of their respective owners. All specifications subject to change without notice.